

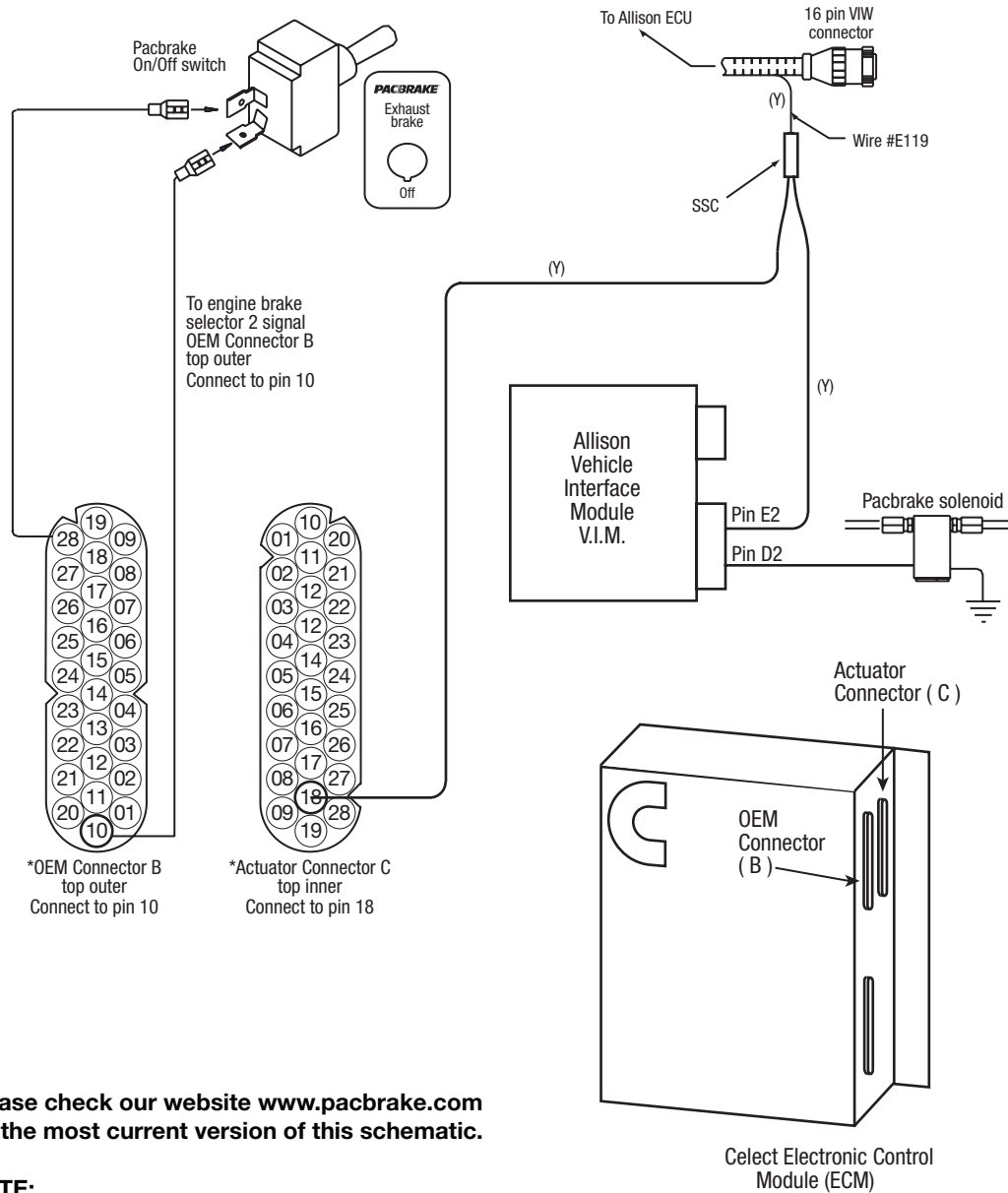
Pacbrake Exhaust Brake Wiring Schematic For:

CUMMINS M11, M11 PLUS, N14 CELECT

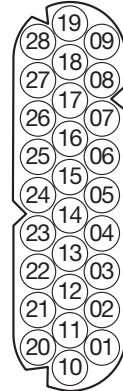
Engines with SELECT PLUS ECM Part number 3096662

On Vehicles: (WITH) Allison MD 3060 WT II transmission (WITH or WITHOUT*) ABS braking (WITH) on-board air system

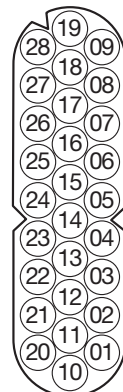
Note: Do not use on vehicles equipped with Allison 4th Generation Transmissions, they are identified by one connector at the transmission ECU, consult Pacbrake factory



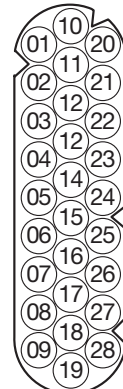
*ECM Connector Harness



OEM Connector A bottom



OEM Connector B top outer



Actuator Connector C top inner

Please check our website www.pacbrake.com for the most current version of this schematic.

NOTE:

- * View shown is looking at the harness side of the connector.
- Vehicle may be prewired for engine brakes, if so - you may tap into existing wires. If not - you will require female pin PN 3822919 from your Cummins dealer.
- The Pacbrake will energize at above 1100 RPM.
- Information for this schematic was derived from vehicle systems at the date of this printing.
- Updates or variations by vehicle manufacturers constituting changes will not be the responsibility of Pacbrake.